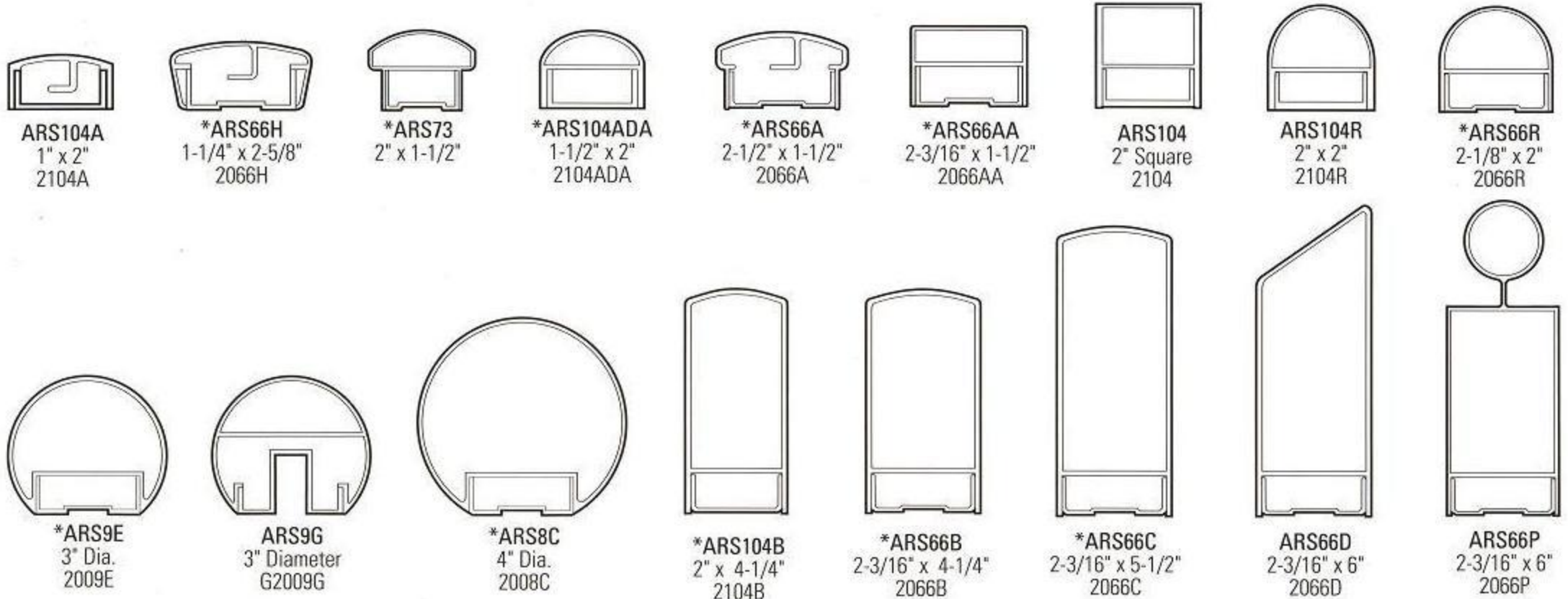
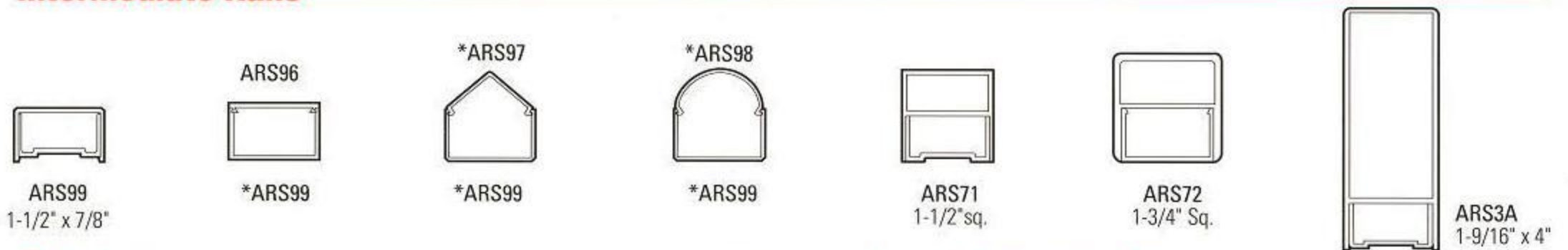


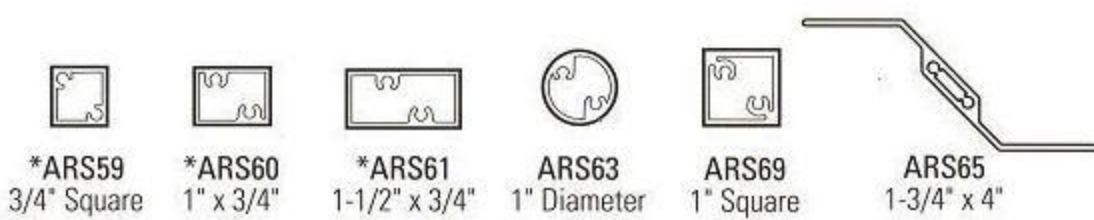
## Standard Shape Availability - Top Rails



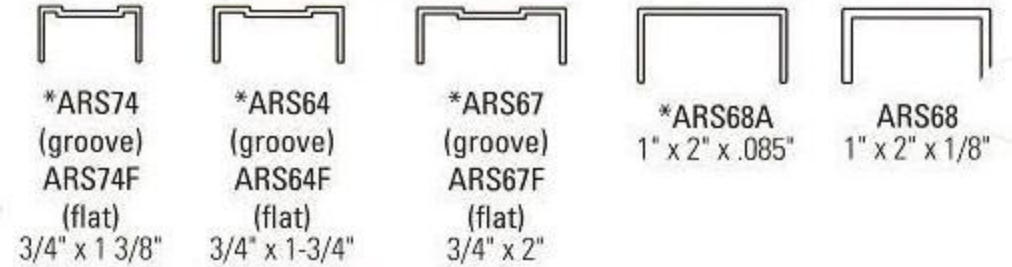
## Intermediate Rails



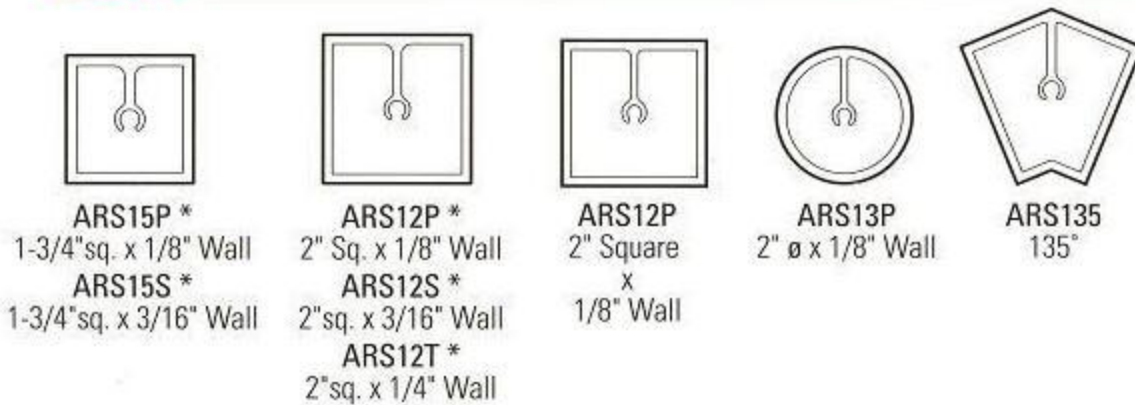
## Pickets



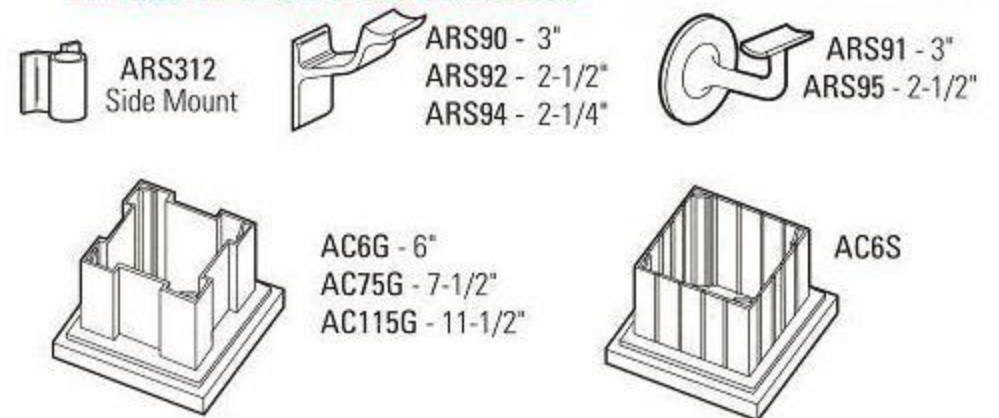
## Insert & Bottom Channel



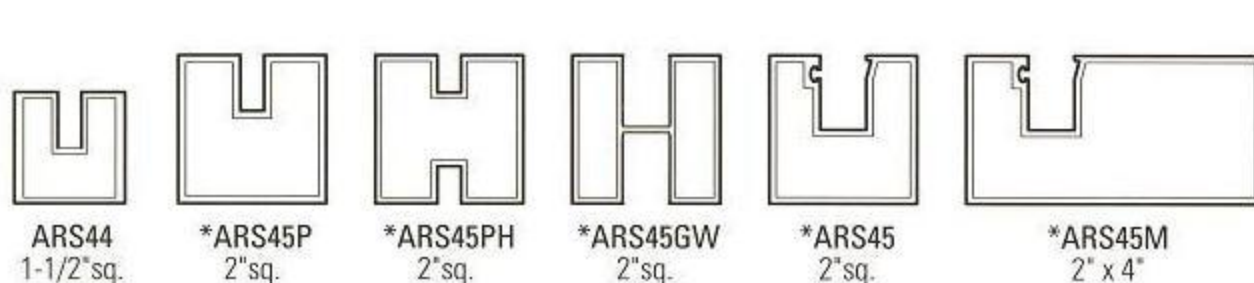
## Posts



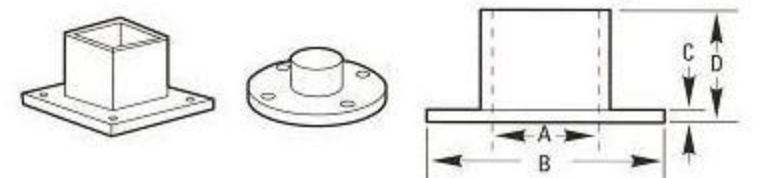
## Miscellaneous/Columns



## Panel & Glass Framing



## Shoes



PART #	A POST SIZE	B FLANGE SIZE	C FLANGE THICKNESS	D TOTAL HEIGHT
ARS150	1-1/2" sq.	4" sq.	1/4"	2"
ARS175	1-3/4" sq.	4" sq.	1/4"	2"
ARS245	2" sq. - 135"	4-3/4"	3/8"	2-1/2"
ARS250	2-1/2" sq.	5-1/4" sq.	3/8"	2-1/2"
ARS304	Ø1-7/8"	Ø5"	1/2"	1-1/2"
ARS305	Ø1-7/8"	Ø5"	1/2"	1-1/2"
ARS238	2" sq.	4-3/4" sq.	3/8"	2-1/2"
ARS258	2" sq.	4-3/4" sq.	5/8"	2-1/2"
ARS258S	2" sq.	6" sq.	5/8"	2-1/2"
ARS270	2" sq.	7" sq.	3/8"	2-1/2"
ARS326	2" sq.	4-3/4" sq.	3/8"	2"

\*Note: Normally in stock for standard delivery



1813 McClelland Avenue • Erie, Pennsylvania 16510  
Phone: 814.899.7677 • Fax: 814.899.0743  
Toll Free 888.RAIL MFG or Fax 888.FAX PLANS  
www.americanrailing.com • e-mail: ars@americanrailing.com