



Window and Door Solutions for the Residential Builder or Remodeling Contractor



The Power Of Yellow.[®]

Adds value to your bottom line.

Our best-in-class people, products, process and service help eliminate costly delays and callbacks — saving you time and money. And you get it all with one call.

- High-performance windows and doors — choose wood, fiberglass composite and vinyl windows and patio doors, plus entry door systems, to fit any project or budget.
- New construction, remodeling, replacement and custom applications.



Makes your job easier.

- Accurate ordering, dependable delivery and some of the fastest lead times in the industry keep your project on schedule.
- Pella's Rapid-Response Program ensures fast replacement of parts that are lost or broken at the job site.
- Our local service technicians are factory-certified.
- Preassembled products, factory-assembled combinations and prefinished interiors save you time and ensure Pella's high-quality standards.
- The Pella Window and Door Installation Method¹ features Pella® products, Pella Smartflash® installation tape and Great Stuff™ Pro Window & Door Insulating Foam Sealant by The Dow Chemical Company.² Helps ensure excellent performance and can dramatically reduce water damage concerns, as well as costly callbacks. This method is tested to pass ASTM E2205A at DP50 levels without the protection of siding.



Helps build your market share.

- The superior strength of the Pella brand reinforces your reputation and increases the perceived value of your homes.
- Consumers have ranked Pella "Highest in Customer Satisfaction Among Window and Door Manufacturers" two years in a row, as awarded by J.D. Power and Associates.³
- Pella's industry-leading commitment to environmental stewardship and the superior energy efficiency of our products will help you grow in the "green" market.
- We'll be here to ensure your satisfaction — and your customers' satisfaction — for years to come.



Is risk management.

- Your dedicated Pella representative will deliver the solutions and support needed to help ensure that every step of your project is executed flawlessly.
 - Turnkey estimates
 - On-site project management
 - Shop drawings
 - Order and delivery confirmation
 - Walk-throughs
- Pella even provides service to the homeowner after the sale — so you don't have to.



Provides quality you can stake your reputation on.

- Pella has been a leader in the window and door industry for more than 80 years.
- We proudly offer some of the best warranties in the business, including the Pella 20/10 Limited Warranty.⁴



¹ New construction, nonbarrier siding applications only. Pella's installation method is specifically designed for use with Pella windows and doors only and should not be used with non-Pella products.

² Great Stuff is a trademark of The Dow Chemical Company ("Dow") or an affiliated company of Dow.

³ Pella received the highest numerical score among window and door manufacturers in the proprietary J.D. Power and Associates 2007-2008 Windows and Patio Doors Satisfaction Studies™. 2008 study based on responses from 2,433 consumers measuring 7 brands and measures opinions of consumers who purchased new windows or patio doors in the previous 12 months. Proprietary study results are based on experiences and perceptions of consumers surveyed in March-April 2008. Your experiences may vary. Visit jdpower.com.

⁴ See written warranties for complete details.

Help set your homes apart from the rest.

Pella is committed to providing you a full range of windows and doors — including custom products — with the innovative features you need to meet the demands of today's discerning homeowner.

Only Pella® Architect Series® windows and patio doors with patented **Integral Light Technology®** grilles combine the look of true divided light with superior energy efficiency. They're crafted with a high-definition profile, then permanently bonded with a nonglare foam spacer between insulating panes of glass. The spacer doesn't detract from the appearance and view like metal spacers can. Grilles are solid wood on the interior and wood or low-maintenance EnduraClad® on the exterior. Grilles-between-the-glass are also available. Just more exclusive touches your customers will appreciate.




Impress your customers by offering an easy way to maximize natural light, ventilation and their view of the outdoors. Pella's exclusive **Vivid View screen®** is made of a clearly revolutionary material¹ that's virtually invisible. Plus, the ultra-fine screen brings the outdoors in — allowing more natural light and increasing airflow.²



Our **Designer Series®** products are a great way to add value to your bottom line. These windows and patio doors are easy to install and finish, saving you time and money. Plus, our easy-to-change, snap-in between-the-glass blinds, fabric shades, decorative panels and removable grilles let you profit on window fashions in addition to window sales! Best of all, our Pella sales representative will help the homeowners select their window fashions, which come factory-installed so you don't have to hassle with extra parts and pieces.



Here are two more exclusive Pella products to increase your customers' light and ventilation control. Pella's **Rolscreen®** retractable casement window and sliding patio door screens³ roll away and out of sight when not in use. Available on Architect Series and Designer Series casement windows and sliding patio doors.

¹ Warning: Use caution when children or pets are around open windows and doors. Screens are not designed to retain children or pets. ²  TRANSPARENT SCREEN FABRIC ³ Compared to standard fiberglass screens. Because we're always working to further refine our products and develop new ones, specifications may change without notice. Actual products may vary slightly from illustrations and photos.

Pella® Portfolio of Products

Pella offers a full line of products to meet your budget needs and performance specifications. For more information about Pella products, visit www.pella.com.

ARCHITECT SERIES® Unsurpassed architectural expression.®

Key product differentiator: Highly detailed profile, virtually endless design options, plus patented Integral Light Technology® grilles for the authentic look of true divided light with modern energy efficiency.

Product description: Pella's Architect Series collection offers you extreme flexibility for any project — from historic renovation to contemporary new construction. You have the creative freedom to delight your customers with custom shapes, sizes, colors and grille patterns; a choice of woods; and much more.

Key product features:

- The Pella Wood Collection — Mahogany, Alder, Douglas Fir and Pine wood windows and patio doors — is part of our standard, made-to-order product offering.
- Matching, finely detailed sash and grille profiles — inside and out.
- Low-E insulating glass with argon¹ is standard.
- Choice of a low-maintenance EnduraClad® exterior, primed and ready-to-paint wood exterior,² or unfinished wood exterior.²
- Also available with or without removable interior wood grilles, or grilles-between-the-glass.³
- Historically correct double-hung windows with a wood jamb liner, enhanced sash profile and spoon hardware are available.
- Optional prefinished White interiors save you time and money.
- Product available in standard or special frame size in 1/4" increments.

DESIGNER SERIES® Innovations others can't touch.®

Key product differentiator: Double- and triple-pane glass with between-the-glass window treatments.



Product description: Set your projects apart from the rest with Designer Series windows and patio doors featuring our exclusive snap-in between-the-glass blinds, fabric shades, decorative panels and removable grilles that are easy to change.

Key product features:

- Double- or triple-glazing with space between the glass for blinds or shades plus grilles.
- Decorator blind and shade colors, standard and custom decorative panels, and a variety of standard or special grille patterns.
- Products with triple-glazing are #1 for energy efficiency among top national brands,⁴ reducing energy bills by up to 31%.⁵ Also #1 for noise reduction when compared to national brands with similar glazing.
- Breathe easy. Windows with ordinary roomside blinds accumulate 200 times more of certain airborne allergens than Pella Designer Series windows with between-the-glass blinds.⁶
- Optional prefinished White interiors and factory-installed window treatments save you time and money.


PROLINE® Basic done beautifully.®

Key product differentiator: Our most popular sizes and features at a value price.

Product description: ProLine maximizes your value — you get competitively priced windows and patio doors without sacrificing quality, convenience or performance. Choose from Pella's most popular standard sizes and features — like low-maintenance EnduraClad® exterior colors, color-matched grilles-between-the-glass and many more.

Key product features:

- Hundreds of standard sizes, 13 window wall depths and jamb extensions.
- Choice of White, Tan, Brown, Hartford Green, Poplar White, Putty, Brick Red or Black EnduraClad exterior colors.
- Color-matched grilles-between-the-glass,⁷ Simulated-Divided-Light grilles and removable wood grilles in several patterns.
- Energy-saving glass choices — clear insulating, Low-E insulating with argon,¹ obscure and high-altitude.
- Optional prefinished White interiors save you time and money.
- Product available in standard or special frame size in 1/4" increments.



NOTE: See specific product information for details.

¹ High-altitude and tinted Low-E insulating glass do not contain argon gas. ² Available on select woods only. ³ Available in a variety of interior and exterior colors. ⁴ Based on superior NFRC U-Factors and SHGC ratings. ⁵ Computer simulation average compared to single-pane wood windows. Actual results may vary. ⁶ Based on data from research conducted by the Department of Occupational and Environmental Health at The University of Iowa. Improved home health for allergy sufferers. ⁷ Source: 2008 Builder magazine Brand Use Study.

PRECISION FIT® Replacement Windows

Key product differentiator: Pocket replacement double-hung windows that easily install in about an hour. Available with Pella's exclusive between-the-glass window fashions or the look of true divided light.

Product description: Pella® Precision Fit windows allow your customers to retain the beauty and style of their old double-hung windows, but provide superior energy efficiency and a low-maintenance EnduraClad® exterior. They fit neatly into the pocket created when the old double-hung sash are removed — trim, paint, wallpaper or siding is usually not disturbed.

Key product features:

- Fully assembled unit arrives ready to be installed out of the box.
- Made-to-order in 1/4" increments for an exact fit.
- Every unit is factory-tested for air infiltration.
- Architect Series® windows feature permanently bonded grilles for the look of true divided light. Designer Series® windows feature snap-in between-the-glass blinds, fabric shades, decorative panels or removable grilles.



ADDITIONAL PRODUCTS

Custom capabilities — virtually any design you can imagine, we can build. We do more than manufacture windows; we craft them — with uncommon care and precision. The result is one-of-a-kind windows and doors offering unequaled performance. A Pella window and door specialist will help you design the custom windows and doors that are right for your project.

Pella entry door systems offer the design flexibility you need to add elegant curb appeal to homes of all price ranges. Factory-assembly and prefinishing make them extra easy to install. And their outstanding performance helps eliminate callbacks. In fact, they're rated #1 by *Builder* magazine.†

Pella Impervia® windows and patio doors are made from Pella's patented fiberglass Duracast® composite that's stronger than vinyl or aluminum, offers the thermal efficiency of wood and is priced competitively with vinyl.

Encompass by Pella™ vinyl windows and patio doors are available in a wide variety of sizes, styles and frame types and provide quality and superior energy efficiency at a competitive price. Best of all, they're the only vinyl windows and patio doors backed by Pella — the name your customers know and trust.

For more information on entry door systems, Pella Impervia and Encompass by Pella, go to www.pella.com.



Pella provides your customers superior energy performance. Most Pella windows and patio doors with Low-E insulating glass meet or exceed ENERGY STAR® guidelines in all 50 states — resulting in lower energy bills and a more comfortable home year round.

Some Pella products may not meet ENERGY STAR guidelines in Canada. For more information, contact your local Pella sales representative or go to energystar.gc.ca.

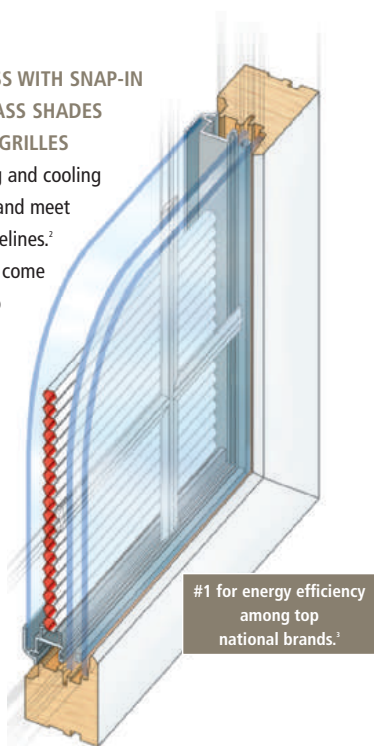
Pella® Products & Features

Pella windows do more than light up the homes you build or remodel. They help sell them. Long known as a leader in quality windows and doors, Pella offers the innovative features and options your customers want. So, naturally, when they see the Pella logo, they'll associate your homes and projects with unsurpassed quality and craftsmanship.

ENERGY EFFICIENCY

TRIPLE-PANE GLASS WITH SNAP-IN BETWEEN-THE-GLASS SHADES AND REMOVABLE GRILLES can help cut heating and cooling bills by up to 31%¹ and meet ENERGY STAR® guidelines.²

- Shades and grilles come factory installed to save you time and money.
- Available in Designer Series® and Precision Fit®.



PREFINISHED WHITE INTERIOR



Save finishing time and costs with **DURABLE FACTORY-PREFINISHED WHITE INTERIORS** — they resist stains and will look beautiful for years to come. To match trim, ask your Sherwin-Williams® representative for interior paint to match the Pella White. Available in Architect Series® (Pine only), Designer Series and ProLine®.

NAILING FINIS

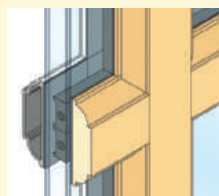


Clad units feature factory-applied, aluminum nailing fins that fold out for easy installation.

WOOD TYPES⁴



PERMANENT GRILLES



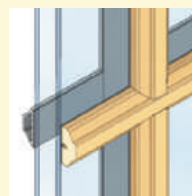
2" Integral Light Technology Grilles
Architect Series
and Precision Fit



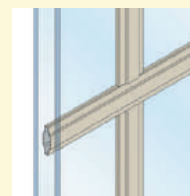
1-1/4" Integral Light Technology Grilles
Architect Series
and Precision Fit



7/8" Integral Light Technology Grilles
Architect Series
and Precision Fit




7/8" Simulated-Divided-Light Grilles
ProLine



3/4" Aluminum Grilles-Between-the-Glass
Architect Series
and ProLine



PRODUCT LINE



Casement




Double-Hung



Half-Circle



Awning



Bay and Bow



Fixed-Frame

HARDWARE/HANDLES



Double-Hung Window
Sash Locks
Designer Series®
Shown in Champagne



Double-Hung Window
Sash Locks
Architect Series® and ProLine®
Shown in White



Double-Hung Window
Spoon Hardware
Architect Series
Shown in Bright Brass



Casement and Awning Integrated
Window Cranks with Fold-Away Handles
Shown in Satin Nickel



Sliding Patio
Door Handles
Shown in
Oil-Rubbed Bronze⁵



Hinged Patio
Door Handles
Shown in
Satin Nickel

All hardware is available in Champagne, White, Bright Brass, Satin Nickel or Oil-Rubbed Bronze.⁵

EXTERIOR COLOR OPTIONS




White



Tan



Brown



Poplar White



Putty



Hartford Green




Brick Red



Black




Hemlock



Morning Sky Gray

HARDWARE/HANDLES COLORS



Champagne



White



Brown



Bright Brass



Satin Nickel



Oil-Rubbed Bronze⁵

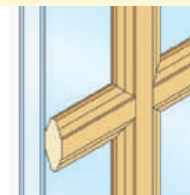


Antique Brass
(Hinged patio doors only)




Chrome
(Hinged patio doors only)

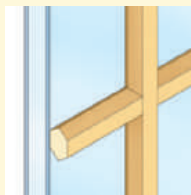
REMOVABLE GRILLES




2" Roomside Wood Grilles
Architect Series and Precision Fit¹



1-1/4" Roomside Wood Grilles
Architect Series and Precision Fit



3/4" Roomside Wood Grilles
Architect Series, ProLine
and Precision Fit



3/4" Snap-in Between-the-
Glass Wood/Clad Grilles
Designer Series and Precision Fit

¹ Computer simulation average compared to single-pane wood windows. Actual results may vary.

² Some Pella® products may not meet ENERGY STAR® guidelines in Canada. For more information, contact your local Pella sales representative or go to energystar.gc.ca.

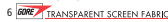
³ Superior NFRC U-Factors and SHGC ratings.

⁴ Wood is a product of nature; grain pattern will be unique and may vary on each window or door. Mahogany, Alder and Douglas Fir available on Architect Series only.

⁵ Oil-Rubbed Bronze is a living finish that will develop its own unique patina with use.

Pella® Products

| Product Features | ARCHITECT SERIES* | | | | | | DESIGNER SERIES* | | | | | | PROLINE* | | | | |
|---|-------------------|----------------|---------------------|--|---------------------------|---------------------|------------------|----------------|---------------------|--|---------------------------|---------------------|------------------|----------------|---------------------|---------------------------|---------------------|
| | Casement Windows | Awning Windows | Double-Hung Windows | Precision Fit® Replacement Double-Hung Windows | French Hinged Patio Doors | Sliding Patio Doors | Casement Windows | Awning Windows | Double-Hung Windows | Precision Fit® Replacement Double-Hung Windows | French Hinged Patio Doors | Sliding Patio Doors | Casement Windows | Awning Windows | Double-Hung Windows | French Hinged Patio Doors | Sliding Patio Doors |
| EXTERIOR FINISHES | | | | | | | | | | | | | | | | | |
| White, Tan or Brown | X | X | X | X | X | X | X | X | X | X | X | X | X | X | X | X | X |
| Poplar White, Putty, Hartford Green, Hemlock, Morning Sky Gray, Brick Red or Black | X | X | X | X | X | X | X | X | X | X | X | X | X¹ | X¹ | X¹ | X¹ | X¹ |
| Custom Colors | X | X | X | X | X | X | X | X | X | X | X | X | | | | | |
| Primed (Mahogany or Pine) | X | X | X | | X | | | | | | | | | | | | |
| Unfinished (Mahogany) | X | X | X | | X | | | | | | | | | | | | |
| Primed sash (Pine)/EnduraClad® frame | | | | X | | | | | | | | | | | | | |
| INTERIOR FINISHES | | | | | | | | | | | | | | | | | |
| Unfinished wood (ready for site finishing) | X | X | X | X | X | X | X | X | X | X | X | X | X | X | X | X | X |
| Primed (Pine) | X | X | X | X | X | X | X | X | X | X | X | X | X | X | X | X | X |
| Prefinished White (Pine) | X | X | X | X | X | X | X | X | X | X | X | X | X | X | X | X | X |
| WOOD TYPES | | | | | | | | | | | | | | | | | |
| Pine | X | X | X | X | X | X | X | X | X | X | X | X | X | X | X | X | X |
| Mahogany, Alder and Douglas Fir | X | X | X | | X | X | | | | | | | | | | | |
| HARDWARE FINISHES | | | | | | | | | | | | | | | | | |
| Champagne | X | X | X | X | | X | X | X | X | X | | X | X | X | X | | X |
| White | X | X | X | X | | X | X | X | X | X | | X | X | X | X | | X |
| Bright Brass | X | X | X | X | X² | X | X | X | X | X | X² | X | X | X | X | X² | X |
| Satin Nickel | X | X | X | X | X² | X | X | X | X | X | X² | X | X | X | X | X² | X |
| Oil-Rubbed Bronze³ | X | X | X | X | X | X | X | X | X | X | X | X | X | X | X | X | X |
| Brown | X | X | X | X | X | X | X | X | X | X | X | X | X | X | X | X | X |
| Antique Brass or Chrome | | | | | X | | | | | | X | | | | | X | |
| Rocky Mountain® Hardware | X | X | X | X | X | X | X | X | | | X | X | | | | | |
| GLASS OPTIONS | | | | | | | | | | | | | | | | | |
| Low-E insulating glass with argon⁴ | X | X | X | X | X | X | X | X | X | X | X | X | X | X | X | X | X |
| Clear insulating glass | X | X | X | X | X | X | X | X | X | X | X | X | X | X | X | X | X |
| Designer Series double-pane glass (exterior with clear or Low-E glass, plus an interior hinged glass panel with clear or Low-E glass) | | | | | | | X | X | X | X | X | X | | | | | |
| Designer Series triple-pane glass (exterior with clear insulating glass or Low-E insulating glass with argon⁴, plus an interior hinged glass panel with clear or Low-E glass) | | | | | | | X | X | X | X | X | X | | | | | |
| High-altitude glass⁵ | X | X | X | X | X | X | X | X | X | X | X | X | X | X | X | X | X |
| HurricaneShield® impact-resistant glass | X | X | X | | X | X | | | | | | | | | | | |
| Laminated glass (non-impact resistant) | X | X | X | | X | | X | X | X | X | | | | | | | |
| Tinted glass (Gray, Green or Bronze)⁵ | X | X | X | | X | X | X | X | X | X | X | X | | | | | |
| Obscure glass | X | X | X | X | X | X | X | X | X | X | X | X | X | X | X | X | X |
| SCREENS⁵ | | | | | | | | | | | | | | | | | |
| Rolscreen® retractable screen | X | X | | | | X | X | X | | | | X | | | | | |
| Flat screen | X | X | X | X | X | X | X | X | X | X | X | X | X | X | X | X | X |
| Vivid View® high-transparency screen⁶ | X | X | X | X | | | X | X | X | X | | | X | X | X | | |
| Self-closing screen | | | | | | X | | | | | | X | | | | | |
| GRILLES | | | | | | | | | | | | | | | | | |
| Integral Light Technology® (interior/exterior applied grilles with nonglare foam spacer) | X | X | X | X | X | X | | | | | | | | | | | |
| Simulated-Divided-Light | | | | | | | | | | | | | X | X | X | X | X |
| Permanent between-the-glass | X | X | X | X | X | X | | | | | | | X | X | X | X | X |
| Removable roomside | X | X | X | X | X | X | | | | | | | X | X | X | X | X |
| Removable between-the-glass | | | | | | | X | X | X | X | X | X | | | | | |
| SNAP-IN BETWEEN-THE-GLASS WINDOW FASHIONS | | | | | | | | | | | | | | | | | |
| Raise-and-lower Slimshade® blinds | | | | | | | X | X | X | X | X | X | | | | | |
| Tilt-only Slimshade blinds | | | | | | | X | X | X | X | X | X | | | | | |
| Raise-and-lower fabric shades⁷ | | | | | | | X | X | X | X | X | X | | | | | |
| Decorative panels (triple-pane products only) | | | | | | | X | X | X | X | X | X | | | | | |
| UNIT DIMENSIONS⁸ | | | | | | | | | | | | | | | | | |
| Minimum Width | 1'5" | 1'5" | 1'2" | 1'6 – 3/4" | 2'0" | 2'6 – 3/4" | 1'5" | 1'5" | 1'9" | 1'6 – 3/4" | 2'1 – 3/8" | 2'6 – 3/4" | 1'5" | 2'11" | 1'9" | 3'0 – 1/2" | 3'0 – 5/8" |
| Maximum Width | 4'11" | 4'11" | 5'0" | 3'9" | 8'0" | 15'8 – 1/8" | 4'11" | 4'11" | 4'11" | 4'0" | 6'3 – 1/16" | 15'8 – 1/8" | 2'11" | 4'11" | 3'5" | 5'11 – 1/4" | 7'11 – 1/4" |
| Minimum Height | 1'5" | 1'5" | 2'0 – 3/8" | 2'9 – 1/4" | 4'0" | 6'2" | 1'5" | 1'5" | 1'5" | 2'9 – 1/4" | 6'8 – 1/8" | 6'8 – 1/8" | 2'11" | 1'5" | 2'11" | 6'8 – 1/8" | 6'8 – 1/8" |
| Maximum Height | 6'1" | 5'11" | 10'0" | 6'5 – 1/4" | 9'0" | 7'11 – 1/2" | 6'1" | 6'1" | 7'0" | 6'5 – 1/4" | 7'11 – 1/2" | 7'11 – 1/2" | 5'11" | 5'11" | 6'5" | 6'9 – 1/2" | 6'9 – 1/2" |
| PERFORMANCE VALUES | | | | | | | | | | | | | | | | | |
| Design Pressure | 40 – 75 | 40 – 75 | 40 – 50 | 30 | 25 – 40 | 20 – 75 | 50 – 70 | 50 – 70 | 30 – 50 | 30 | 25 – 40 | 20 – 80 | 35 – 50 | 50 | 30 – 50 | 30 | 30 – 50 |
| NFRC U-Factor (Total Unit) | .28 – .87 | .30 – .82 | .33 – .82 | .32 – .51 | .31 – .68 | .35 – .51 | .23 – .49 | .27 – .50 | .27 – .51 | .28 – .51 | .15 – .44 | .26 – .49 | .29 – .50 | .30 – .53 | .31 – .53 | .31 – .43 | .33 – .50 |
| Solar Heat Gain Coefficient | .21 – .63 | .21 – .54 | .21 – .59 | .29 – .60 | .16 – .46 | .23 – .48 | .17 – .58 | .17 – .50 | .19 – .57 | .19 – .57 | .15 – .43 | .17 – .55 | .31 – .65 | .28 – .63 | .30 – .64 | .21 – .44 | .27 – .58 |
| Sound Transmission Rating | 27 – 36 | 27 – 36 | 27 – 34 | 27 – 32 | 29 – 34 | 30 – 35 | 33 – 38 | 33 – 38 | 30 – 33 | 30 – 33 | 34 – 35 | 31 – 35 | 28 – 29 | 28 – 29 | 27 | 30 – 31 | 27 – 28 |

¹ Not available in Hemlock or Morning Sky Gray. ² Endura Hardware™ Collection offers superior corrosion resistance with a 10-year warranty. See written warranty for complete details. ³ Oil-Rubbed Bronze is a living finish that will develop its own unique patina with use. ⁴ High-altitude and tinted Low-E insulating glass do not contain argon gas. ⁵ Warning: Use caution when children or pets are around open windows and doors. Screens are not designed to retain children or pets. ⁶  60% TRANSPARENT SCREEN FABRIC. ⁷ Available with bottom-up or top-down functionality. ⁸ Unit dimension refers to frame dimension. Rough opening = Frame + ¾". Only operable single-unit sizes are noted here. Composite units are available in most categories. Larger and smaller sizes are available on a custom basis for Architect Series products. Carefully review size specifications with your Pella sales professional to choose the best product for your needs.

Printed in U.S.A.



Always read the Pella Limited Warranty before purchasing or installing Pella products. See Limited Warranty for complete details at <http://warranty.pella.com>.



Pella Corporation is a proud volunteer partner in the Department of Energy's ENERGY STAR® program to promote the use of high-efficiency products.

