

TYPICAL PANEL GROUPS AND OPERATIONS




SPECIFICATIONS

PLAN VIEW


TYPE 2MC

Top supported, manually operated, continuously hinged, center stacked in relation to track center line with alternating panels suspended from one four-wheel trolley. No floor track required. Maximum 5 1/2 panels.



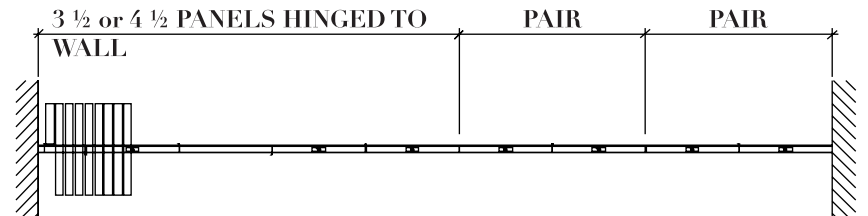
TYPE 2EC

Top supported, electrically operated, continuously hinged, center stacked in relation to track center line with alternating panels suspended from one four-wheel trolley. No floor track required except a guide track beneath the stack or within the storage pocket. If opening width exceeds 110' mono-fold or 220' bi-fold, then contact AEC for assistance.



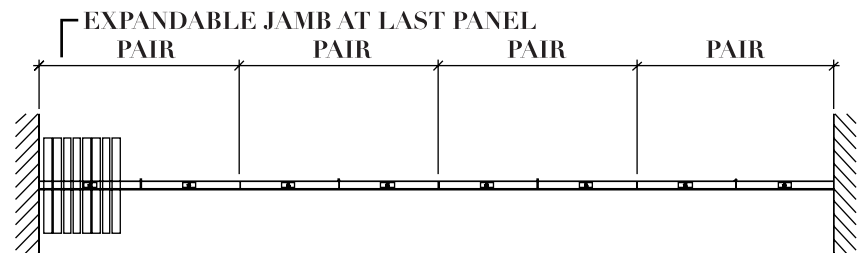
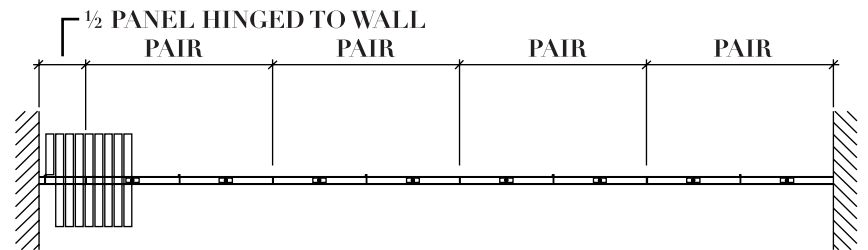
TYPE 3MC

Top supported, manually operated, segmented in groups of two or three panels, center stacked in relation to track center line with each panel suspended from one four-wheel trolley. No floor track required.



TYPE 9MC

Floor supported, top guided, manually operated, segmented in groups of two or three panels, center stacked in relation to track center line with each panel supported on two-wheel floor rollers and top guided by four-wheel trolleys. Floor track required.



TYPICAL PANEL GROUPS AND OPERATIONS

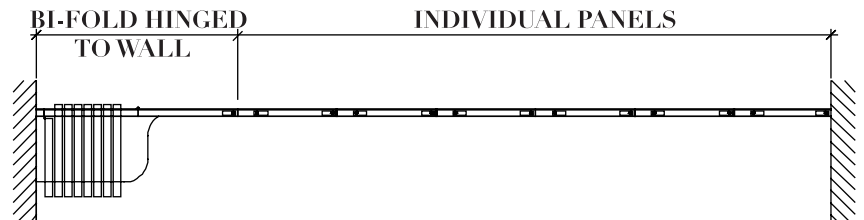


SPECIFICATIONS

PLAN VIEW

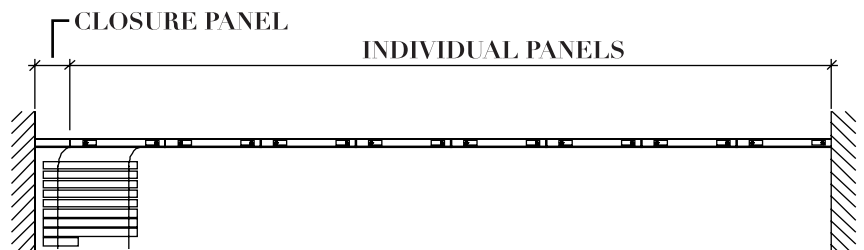
TYPE 5MS

Top supported, manually operated, individually suspended rolling panels, each equipped with two trolleys, side stacked in relation to track center line. No floor track required.



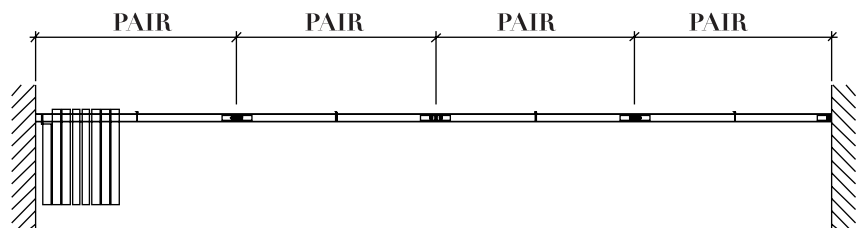
TYPE 5MR

Top supported, manually operated, individually suspended rolling panels, each equipped with two trolleys. (See Track systems for additional remote stacks.) Remote stacking, no floor track required



TYPE 3MS

Top supported, manually operated, segmented in groups of two panels, side stacked in relation to track center line with each panel suspended from one four-wheel trolley. Floor track required.



TYPE 9MS

Floor supported, top guided, manually operated, segmented in groups of two panels, side stacked in relation to track center line with each panel supported on two-wheel floor rollers and top guided by four-wheel trolleys. Floor track required.

NOTE: The above layouts depict mono-fold operation (folding one direction to jamb.) Any of these may be bi-parting operation (folding two directions to jamb).

