

Wabo® FlameGuard II

Fire Barrier Systems for Expansion Joints

Features	Benefits
<ul style="list-style-type: none"> • UL Class II and III cycle tested 	Proven performance and demonstrated to accommodate rapid seismic movements.
<ul style="list-style-type: none"> • 100% movement capability 	Exceeds movement capability of similar systems and fire stop assemblies.
<ul style="list-style-type: none"> • Ease of installation 	Factory assembled, drop in system with no caulks or sealants.
<ul style="list-style-type: none"> • Versatile 	Horizontal applications can be installed from either the top or underslab.
<ul style="list-style-type: none"> • Compatibility 	Accommodates most WBA metallic or elastomeric joint systems.



RECOMMENDED FOR:

- Horizontal and vertical joint openings from 2-inches to 12 inches.
- For use in various construction projects including:
 - Health-care
 - Transportation
 - Recreation
 - Retail
 - Commercial
 - Educational
 - Parking Garage
 - Stadiums

PACKAGING/COVERAGE:

- Fire Blanket and Retainers: Factory assembled systems are shipped in standard 10 ft lengths.
- Accessories: All other materials (splice transitions, sealants and anchors) packaged in manufacturer's standard labeled carton.

DESCRIPTION:

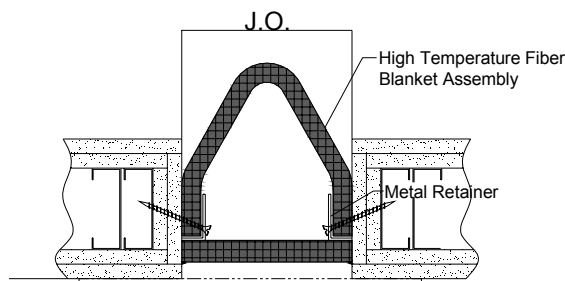
Wabo®FlameGuard II is a factory assembled, installer friendly, fire barrier system that has been designed to provide the required fire endurance rating, minimize passage of smoke and accommodate dynamic movement without stress or degradation to its components. The system has been designed and tested to meet the most current building codes and test standards. Listed by Underwriters Laboratories, the system can be utilized where expansion joint systems must be fire rated in horizontal and vertical applications with ratings up to 4 hours.



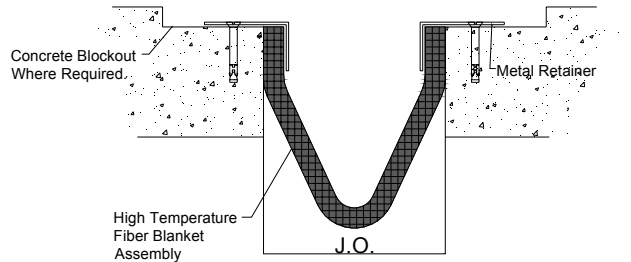
TECHNICAL DATA:

Design Information:

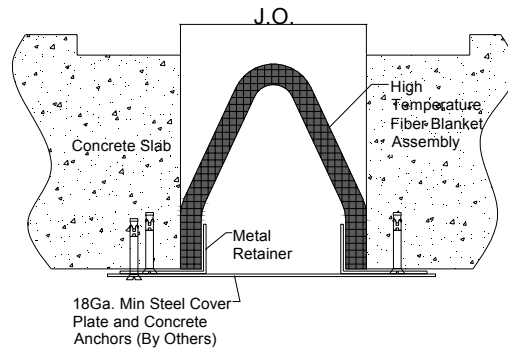
WaboFlameGuard II meets the requirements of: UL-2079, ASTM E-1966, IBC, Section 713, NFPA-5000 (Section 8.9), UBC Section 706, California Building Code, Section 706, ICC ES AC30, and CAN ULC S-115. Model VFG is utilized for vertical applications. Model HFG is utilized for horizontal applications where the system is installed from the top of slab. Model UFG is utilized for horizontal applications where the system is installed from the bottom of the slab. For technical support in determining the specific model number, log onto WBA's website and look for the WBA Fire Barrier Selector Guide, found in the technical support section (www.wbacorp.com) or contact WBA and speak with a customer service representative.



Model VFG



Model HFG



Model UFG

PHYSICAL PROPERTIES

High Temperature Blanket:

PHYSICAL PROPERTY	REQUIREMENT
Material	Ceramic Fiber
Density	8 pcf
Melting Point	3200 °F
Service Limit	2300 °F
Flame Spread	0
Smoke Development	0
Color	White
Stainless Steel Laminate	2 mil, type 302

Encapsulation Dust Barrier:

PHYSICAL PROPERTY	REQUIREMENT
Thickness	8 mil
Tensile Strength	45 lbs/in
Puncture Resistance	130 Beach Units
Bursting Strength	90 psi
Flame Spread	0
Smoke Development	0
Reinforcing	Bi-directional Fibreglass



APPLICATION:

Installation Summary:

- Floor and wall construction and materials must be rated and designed to allow for proper installation of the fire barrier system.
- Inspect and verify all substrates to be solid and sound prior to start of work. Remove any loose materials and fix any areas in need of repair.
- Unpack individual rolls or lengths of fire barrier system. Assemble the specified number of layers, if required. Consult the installation procedure for details.
- Install the fire barrier system per installation procedure. Insure that the system is not damaged during installation.
- Field cut the fire barrier system to exact lengths and change in direction. Consult the installation procedure for butt splices or changes in direction.
- Fire barrier assembly shall be installed in the correct width of opening as called for in the contract plans. Variations in width shall be brought to the attention of the architect and product manufacturer prior to the installation of any material.
- Installation procedure can be downloaded from the WBA website (www.wbacorp.com) or can be requested directly from WBA.

Related Documents:

- Material Safety Data Sheets
- WaboFlameGuard II Specification
- WaboFlameGuard II Installation Procedure
- WaboFlameGuard II Sales Drawings

For Best Results:

- Thickness of substrates must properly accommodate size of expansion joint system plus the fire barrier system being utilized. Contact WBA for assistance in evaluating specific project needs.
- Construct openings consistent in width and straight along joint length.
- Construct openings free and clear of obstructions. Remove or relocate all conduits and other obstructions located inside opening that will affect proper installation of fire barrier system.
- Protect all fire barrier components from damage during storage, installation and post installation activities including placement of expansion control system.
- Do not use for applications exposed to weather or heavy moisture conditions without installation of a watertight expansion joint system.
- Do not allow any of the components to freeze prior to installation. Store all components out of direct sunlight in a clean, dry location between 50°F and 90°F.
- Periodically inspect the applied material and repair localized areas as needed. Consult a Watson Bowman Acme representative for additional information.
- Make certain the most current version of the product data sheet is being used. Please consult the website (www.wbacorp.com) or contact a customer service representative.
- Proper application is the responsibility of the user. Field visits by Watson Bowman Acme personnel are for the purpose of making technical recommendations only and not for supervising or providing quality control on the jobsite.



LIMITED WARRANTY:

Watson Bowman Acme Corp. warrants that this product conforms to its current applicable specifications. WATSON BOWMAN ACME CORP. MAKES NO OTHER WARRANTY, EXPRESS OR IMPLIED, INCLUDING ANY WARRANTY OF MERCHANTABILITY OR WARRANTY OF FITNESS FOR A PARTICULAR PURPOSE. The sole and exclusive remedy of Purchaser for any claim concerning this product, including, but not limited to, claims alleging breach of warranty, negligence, strict liability or otherwise, is the replacement of product or refund of the purchase price, at the sole option of Watson Bowman Acme Corp. Any claims concerning this product shall be submitted in writing within one year of the delivery date of this product to Purchaser and any claims not presented within that period are waived by Purchaser. IN NO EVENT SHALL WATSON BOWMAN ACME CORP. BE LIABLE FOR ANY SPECIAL, INCIDENTAL, CONSEQUENTIAL (INCLUDES LOSS OF PROFITS) OR PUNITIVE DAMAGES. Other warranties may be available when the product is installed by a factory trained installer. Contact your local Watson Bowman Acme representative for details. The data expressed herein is true and accurate to the best of our knowledge at the time published; it is, however, subject to change without notice.

Contact

*Watson Bowman Acme Corp. 95 Pineview Drive, Amherst, NY 14228
phone: 716-691-7566 / fax: 716-691-9239 / web site: <http://www.wbacorp.com>*

WaboFlameguard_II_1206