

# CAESAR CUPOLA

\*SHOWN ON GABLE ROOF

ROOF LINE

CAESAR CUPOLA



CUPOLA WITH LOUVER

CUPOLA WITH GLASS

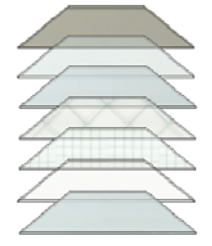
\*NOTE: THIS TYPE OF CUPOLA IS DESIGNED FOR MOST COMMON TYPES OF ROOFS.

## MATERIAL:

- COPPER  16  20
- LEAD COATED COPPER  16  20
- PATINA COPPER  16  20

## GLASS TYPE:

- LOUVER
- 1" BRONZE INSULATED UNIT
- 1" LOW E INSULATED UNIT
- 1" WHITE LAMINATED SAFET
- 1/4" DIAMOND CLEAR WIRE
- 1/4" SQUARE HAMMER WIRE
- 1/4" LAMINATED SAFETY
- 1/4" WHITE LAMINATED SAFE



## DIMENSION:

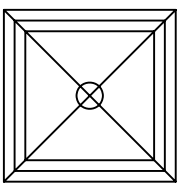
- WIDTH
- HEIGHT

\*NOTE: ALL CUPOLAS AVAILABLE IN CUSTOM SIZES TO YOUR DIMENSIONS. GLASSES AND LOUVERS CAN ALSO BE CUSTOMIZED BASE ON THE CUSTOM SIZES OF THE CUPOLAS

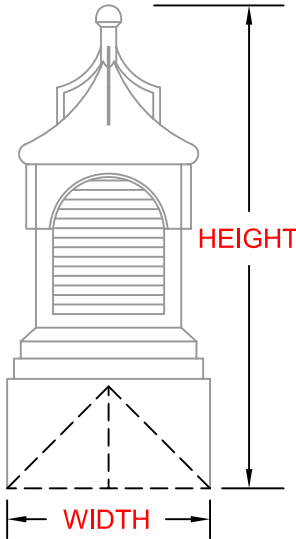
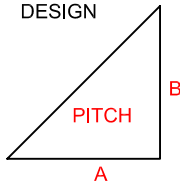
PITCH  A  B

QUANTITY  ]

\*NOTE: THE STANDARD SIZE OF THIS CUPOLA IS 21 X 48".

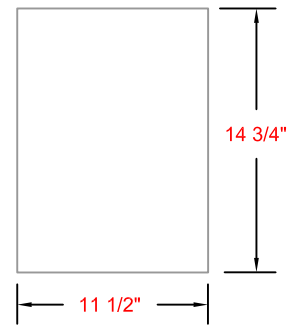


SQUARE DESIGN



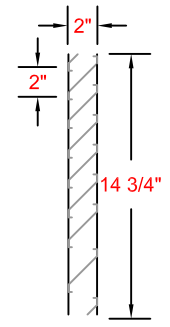
### GLASS DETAIL

11 1/2" X 14 3/4" GLASS X 4



### LOUVER DETAIL

11 1/2" X 14 3/4" LOUVER X 4



ONCE THE FABRICATION BEGINS, ITEMS CAN NOT BE RETURNED. THE DETAILS FOR THIS JOB WERE CHECKED AND APPROVED BY: \_\_\_\_\_

B & B SALES REP

NAME: \_\_\_\_\_ SIGN: X \_\_\_\_\_

DATE: \_\_/\_\_/\_\_



25-40 50 TH AVE.  
 LIC, NY 11101  
 P 718 433 2501  
 F 718 433 2709  
 info@bbsheetmetal.com  
 www.bbsheetmetal.com

COMPANY:	DATE:
INVOICE:	PO#:
PROJECT:	DRAWING #:
INSTALLATION INSTRUCTION:	PAGE(S):
OTHER:	DRAWING BY:
	APPROVED BY:

CUPOLA-02

1 OF 1

NELSON SUT HO

BOBBY BASCHNAGEL