


# BELLHOP CUPOLA

BELLHOP CUPOLA

ROOF LINE

\*SHOWN ON GABLE ROOF



CUPOLA WITH LOUVER

CUPOLA WITH GLASS

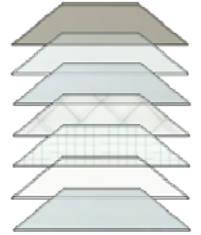
\*NOTE:  
THIS TYPE OF CUPOLA IS DESIGNED FOR MOST COMMON TYPES OF ROOFS.

## MATERIAL:

- COPPER  16  20
- LEAD COATED COPPER  16  20
- PATINA COPPER  16  20

## GLASS TYPE:

- LOUVER
- 1" BRONZE INSULATED UNIT
- 1" LOW E INSULATED UNIT
- 1" WHITE LAMINATED SAFET
- 1/4" DIAMOND CLEAR WIRE
- 1/4" SQUARE HAMMER WIRE
- 1/4" LAMINATED SAFETY
- 1/4" WHITE LAMINATED SAFE



## DIMENSION:

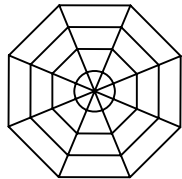
- WIDTH
- HEIGHT

PITCH  A  B

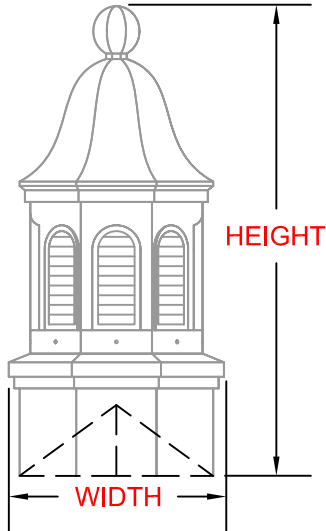
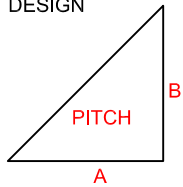
QUANTITY  ]

\*NOTE:  
ALL CUPOLAS AVAILABLE IN CUSTOM SIZES TO YOUR DIMENSIONS. GLASSES AND LOUVERS CAN ALSO BE CUSTOMIZED BASE ON THE CUSTOM SIZES OF THE CUPOLAS

\*NOTE:  
THE STANDARD SIZE OF THIS CUPOLA IS 28" X 60".

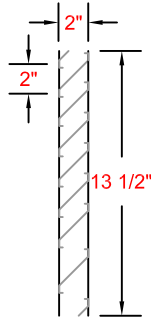


OCTAGONAL DESIGN



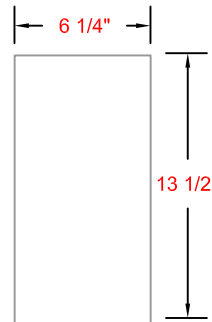
### LOUVER DETAIL

6 1/4" X 13 1/2"  
LOUVER X 8



### GLASS DETAIL

6 1/4" X 13 1/2"  
GLASS X 8



ONCE THE FABRICATION BEGINS, ITEMS CAN NOT BE RETURNED. THE DETAILS FOR THIS JOB WERE CHECKED AND APPROVED BY: \_\_\_\_\_

B & B SALES REP

NAME: \_\_\_\_\_ SIGN: X \_\_\_\_\_

DATE: \_\_ / \_\_ / \_\_



25-40 50 TH AVE.  
LIC, NY 11101  
P 718 433 2501  
F 718 433 2709  
info@bbsheetmetal.com  
www.bbsheetmetal.com

COMPANY:

INVOICE:

PO#:

PROJECT:

INSTALLATION INSTRUCTION:

OTHER:

DATE:

DRAWING #:

CUPOLA-01

PAGE(S):

1 OF 1

DRAWING BY:

NELSON SUT HO

APPROVED BY:

BOBBY BASCHNAGEL