

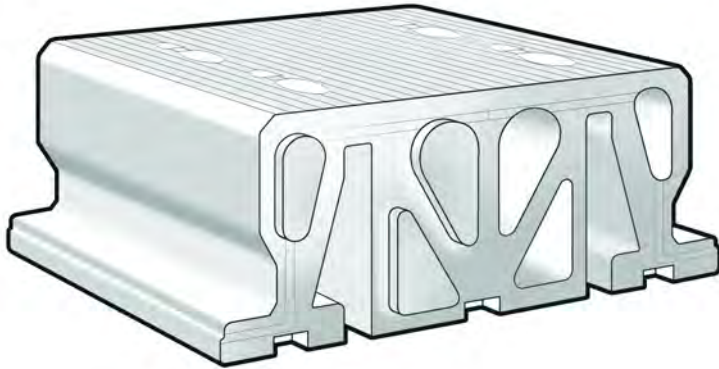
*Building better... from the floor up*

# **NEW** AmDeck<sup>®</sup> Floor & Roof System



 **amvic**  
building system  
**stronger** every day

# NEW AmDeck® Floor & Roof System



*Modular – Reversible - Compact*

*Light – Strong EPS forms*

*Complements Amvic ICF*

## Once again, Amvic Building System leads the build-better revolution.


As North America's leader in ICF wall products, Amvic is now also the only manufacturer to offer a complementary EPS floor and roof system.

The **AmDeck® Floor & Roof System** consists of modular, lightweight stay-in-place forms made of Expanded Polystyrene (EPS) for construction of concrete floors and roofs. The System utilizes 10 inch, lightweight steel framing studs to carry the temporary construction loads - and to act as furring strips for interior finishing.


The structural strength of reinforced concrete plus EPS insulation R-value of 20+ perfectly complement your Insulated Concrete Form (ICF) structure. Together providing a complete structural and thermal "building envelope."



**Amvic products mean business  
...more business for you.**



# Building better... from the floor up



## Reduces material and labor costs

- Maximum shoring distance of 25'
- Fully reversible
- Easier to use and handle in the field
- Easily field-cut to size
- Leftover forms can be stored and used in other project

## Offers Protection

- On roofs, concrete decking can withstand tornadoes and hurricanes
- Fire rating of up to 2 hrs.
- Mould, insect and rodent resistant

## High Performance

- Spans distances of 30' to 35'
- R-value greater than 20
- Highly effective sound insulation between floors


## Design Flexibility

- Residential, Commercial, Institutional applications
- Can be used for floors, roofs and cantilevers
- Suitable with conventional wall designs
- Adds value to an Amvic ICF home

## 10 Steps to Easy Installation




**1** Erect shoring as per engineer or code requirements.




**2** Install steel joists 16" apart.



**3** Stack forms starting from one side and work towards the other side.



**4** Install electrical conduits and block-outs for service penetrations.



**5** Place rebar for concrete joists.



**6** Place transverse and longitudinal rebar for the concrete top.



**7** Pour concrete onto forms starting from one side and work towards the other side.



**8** Follow with a pencil vibrator to ensure proper concrete consolidation.

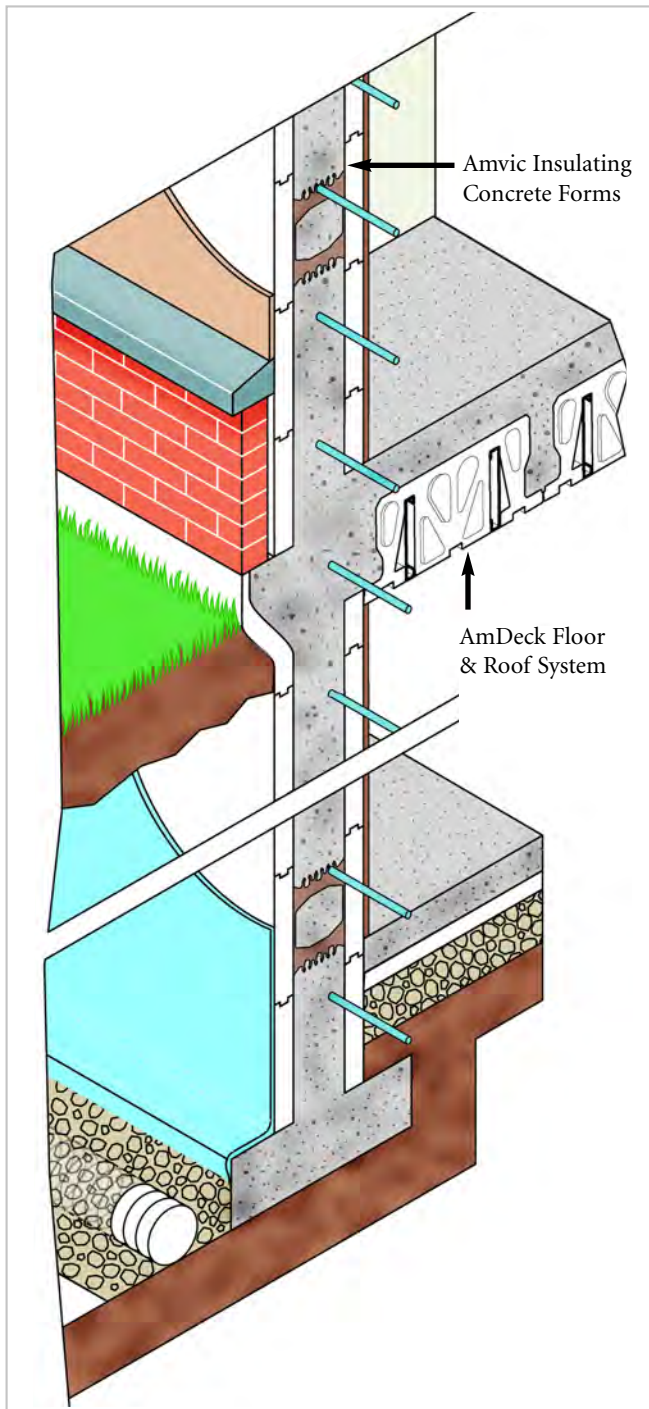


**9** Smooth concrete out to create a flat surface.



**10** Let concrete cure and proceed with further stages of construction.

# NEW AmDeck<sup>®</sup> Floor & Roof System



From the ground floor up, Amvic is perfecting the building envelope by complementing Amvic ICF with the new AmDeck<sup>®</sup> Floor and Roofing System.

- *Significantly reduces material and labor costs.*
- *Offers superior protection*
- *High Performance*
- *Design Flexibility*



**Our Products**  
**stronger** every day

1.877.470.9991  
[www.amvicsystem.com](http://www.amvicsystem.com)