

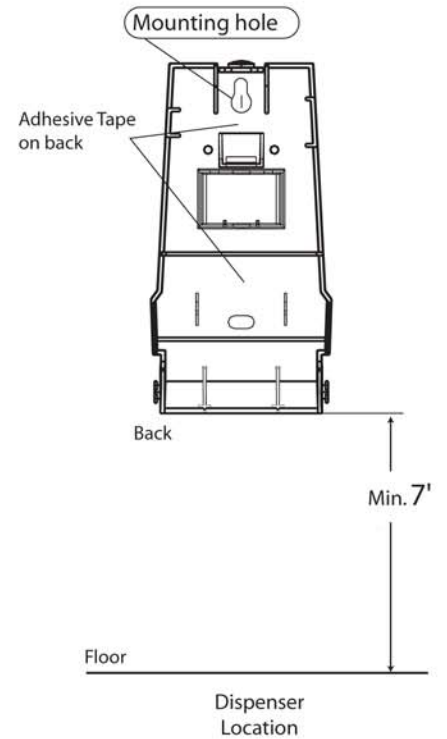
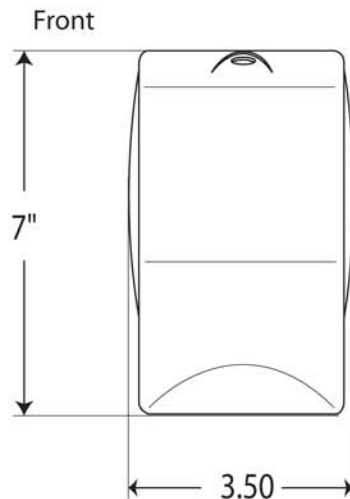
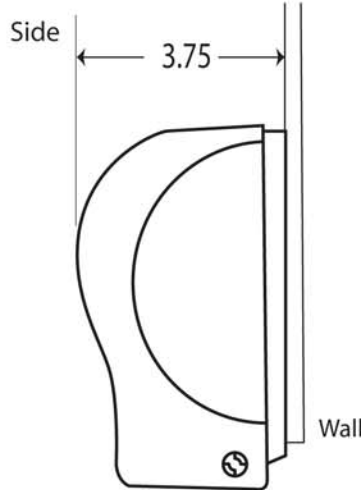
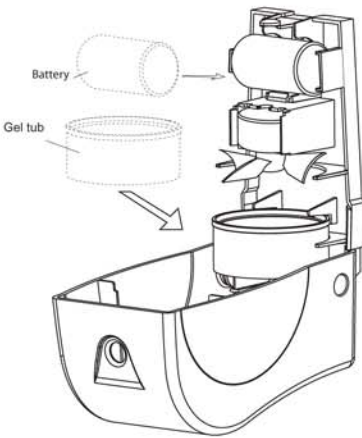


SKU#: 53256, 53257, 53258

# Pacific Garden™ Air Freshenser Dispenser specification and mounting sheet

### Gel Tub Loading:

1. Remove pull tab cover on gel tub by pulling round tab up and out.
2. Place gel tub on the bottom two support ribs. **Note:** the gel tub must be placed in open end up.
3. Close cover



**Overall Dimensions:**  
Dispenser: 3.5" W x 7" H x 3.75" D

**Overall Weight:**  
Dispenser: 0.56 lbs (0.3kg)

**Capacity:**  
30 grams of Pacific Garden air freshener gel products.

### Specifications:

For SKU # 53256 & 53257, the cover of the dispenser is constructed of high impact acrylic. For SKU # 53258, the cover of the dispenser is constructed of ABS with a decorative metal applique on the front surface. The back housing of the dispenser is constructed of ABS. The dispenser operates with 1 D-cell alkaline battery.

### Mounting:

Position dispenser so the bottom is at least 7' from the floor. Remove backing from the adhesive tape and apply firm pressure. Screws can also be installed if additional support is required.

For questions or comments, please call  
**1-866-HELLO GP (435-5647)**