

HI-IMPACT® BRAND XP® WALLBOARD

MANUFACTURER

National Gypsum Company
2001 Rexford Road
Charlotte, NC 28211
(704) 365-7300

Technical Information:
1-800-NATIONAL
(1-800-628-4662)

Fax: 1-800-FAX NGC1
(1-800-329-6421)

Internet Home Page:
www.nationalgypsum.com
09250/NGC BuyLine: 1100

DESCRIPTION

Hi-Impact® BRAND XP® Wallboard panels consist of a tapered edge, moisture resistant, fire resistant, Type X gypsum core encased in 100% recycled heavy, smooth, moisture, mold/mildew and abrasion resistant purple paper on the face side and strong 100% recycled mold and mildew resistant liner paper on the back side. A fiberglass mesh is embedded into the core, close to the back of the board to provide additional impact/penetration resistance. Hi-Impact XP Wallboard features a specially formulated core to provide fire resistance ratings when used in tested systems in addition to providing extra protection against mold and mildew compared to standard wallboard products. Tapered edges allow joints to be reinforced with ProForm® BRAND Joint Tape and concealed with ProForm® BRAND Ready Mix or setting compounds. For optimum mold performance, ProForm® BRAND XP® Ready Mix is recommended for use.

BASIC USES

This unique wallboard is designed for use in wall assemblies in areas where surface durability, impact/penetration, moisture, mold and mildew resistance are major concerns.

5/8" Fire-Shield Hi-Impact XP panels may be used where Type X gypsum panels are specified in some fire-rated wall assemblies (e.g., UL U300, U400 and V400 series).

ADVANTAGES

- Resists the growth of mold per ASTM D 3273.
- Hi-Impact XP Wallboard can be used on the interior side of exterior walls in hot, humid climates such as the Southern Atlantic and Gulf Coast areas.
- Hi-Impact XP Wallboard features a Type X core to provide additional fire resistance when used in tested systems.
- Lightweight, cost-efficient material that readily accepts a wide range of decorative finishes.
- Hi-Impact XP Wallboard is easily cut for quick installation, permitting painting or other decoration and the installation of most metal or wood trim almost immediately.
- The gypsum core will not support combustion or transmit temperatures greatly in excess of 212°F (100°C) until completely calcined, a slow process.
- Expansion and contraction under normal atmospheric changes are negligible.
- Does not require the added strength of a setting type compound for joint reinforcement.
- Allows for same joint treatment reinforcement procedures as standard drywall, thereby reducing cost and the risk of improper installation.
- Transitions into drywall without the use of control joints.
- Hi-Impact XP Wallboard can be used as a tile backer board in dry areas or areas with limited water exposure such as toilet/sink areas and areas above tile in tubs and showers.
- Saves time by eliminating the need for special cutting tools and rasping of cut edges.

MOLD AND MILDEW RESISTANCE

Hi-Impact XP Wallboard has been designed to provide extra protection against mold and mildew compared to standard wallboard products. When tested by an independent lab per ASTM D 3273 ("Standard Test Method for Resistance to Growth of Mold on the Surface

of Interior Coatings in an Environmental Chamber"), Hi-Impact XP Wallboard achieved a score of 10, the best possible score for this test.

The use of Hi-Impact XP Wallboard in actual installations may not produce the same results as were achieved in controlled, laboratory conditions. No material can be considered "mold-proof", nor is it certain that any material will resist mold or mildew indefinitely. When used in conjunction with good design, handling and construction practices, Hi-Impact XP Wallboard can provide increased mold resistance versus standard wallboard products. As with any building material, avoiding water exposure during handling, storage and installation, and after installation is complete, is the best way to avoid the formation of mold or mildew.

(Continued next page)

Job Name _____

Contractor _____ Date _____

Submittal Approvals: (Stamps or Signatures)

LIMITATIONS

- Exposure to excessive or continuous moisture and extreme temperatures should be avoided.
- Hi-Impact XP Wallboard is not recommended where it will be exposed to temperatures exceeding 125°F (52°C) for extended periods of time.
- Hi-Impact XP Wallboard should not be used as a backer board directly behind tile in tub and shower areas.
- Hi-Impact XP Wallboard should not be used in areas subject to constant and/or excessive moisture and high humidity such as gang showers, saunas, steam rooms and swimming pool enclosures. Permabase® BRAND Cement Board is recommended for these areas.
- Hi-Impact XP Wallboard must be stored off the ground and under cover. Sufficient risers must be used to assure support for the entire length of the wallboard to prevent sagging.
- Gypsum Wallboard must be kept dry to minimize the potential for mold growth. Adequate care should be taken while transporting, storing, applying and maintaining gypsum wallboard. For additional information, refer to the Gypsum Association publication, "Guidelines for the Prevention of Mold Growth on Gypsum Wallboard" (GA-238-03), which is available at www.gypsum.org under the "Download Free Gypsum Association Publications" section.

COMPOSITION & MATERIALS

Hi-Impact XP Wallboard is a manufactured panel with a high density gypsum core encased in tough, robust paper with fiberglass mesh embedded in the core close to the backside of the panel. Various aggregates are added to the core to enhance fire and moisture resistive qualities. Hi-Impact XP Wallboard contains no asbestos.

ACCESSORIES

Fasteners: drywall screws
ProForm Joint Tape
ProForm XP Ready Mix or ProForm Sta-Smooth/Sta-Smooth Lite Setting Compound
Cornerbead, Trims, Casing beads
Furring channels
E-Z Strip control joints or .093 zinc control joints

SIZES & TYPES

Thickness: 5/8" (15.9 mm)
Width: 4' (1219 mm)
Lengths: 8' through 12' (2438 mm-3658 mm)
Edges: Tapered

APPLICABLE STANDARDS

ASTM C 630/C 1396
Federal specification SS-L-30D
Type III Grade X (Fire-Shield)

TECHNICAL DATA

SURFACE BURNING CHARACTERISTICS

ASTM E 84
Flame spread: 15
Smoke developed: 0

FIRE RESISTANCE RATINGS

Fire resistance ratings represent the results of tests on assemblies made up of specific materials in a specific configuration. When selecting construction designs to meet certain fire resistance requirements, caution must be used to insure that each component of the assembly is the one specified in the test. Further, precautions should be taken that assembly procedures are in accordance with those of the tested assembly. (For copies of specific tests, call 1-800-NATIONAL.)

FIRE ENDURANCE

1 Hour Rating: Hi-Impact XP Wallboard screw attached vertically to both sides of 20 gauge 3-5/8" studs spaced 16" o.c. with 1 1/4" long, type S screws spaced 8" o.c. along edges and 12" o.c. in the field of the board. Wallboard joints staggered.

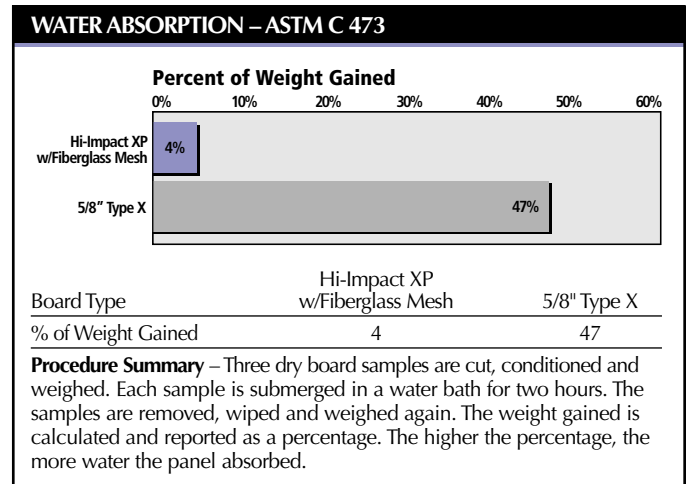
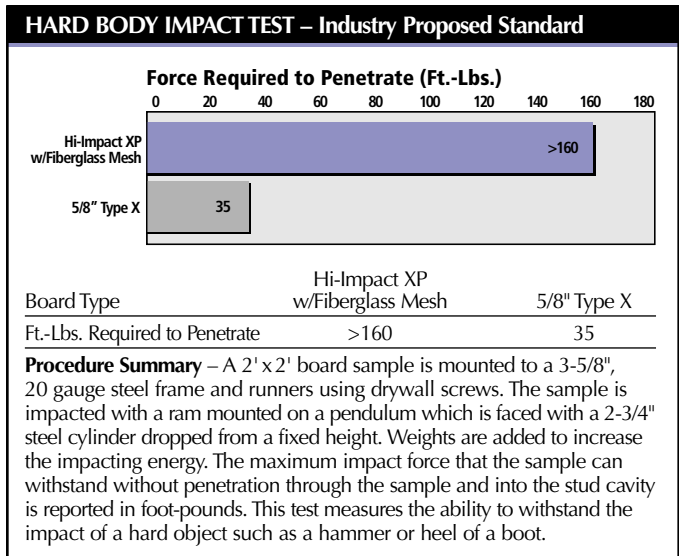
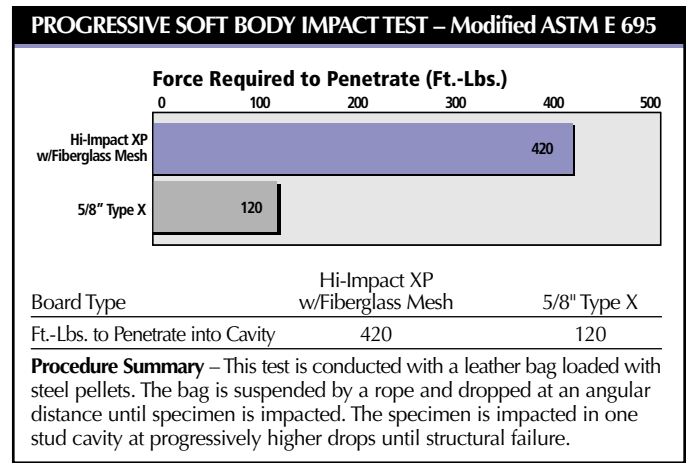

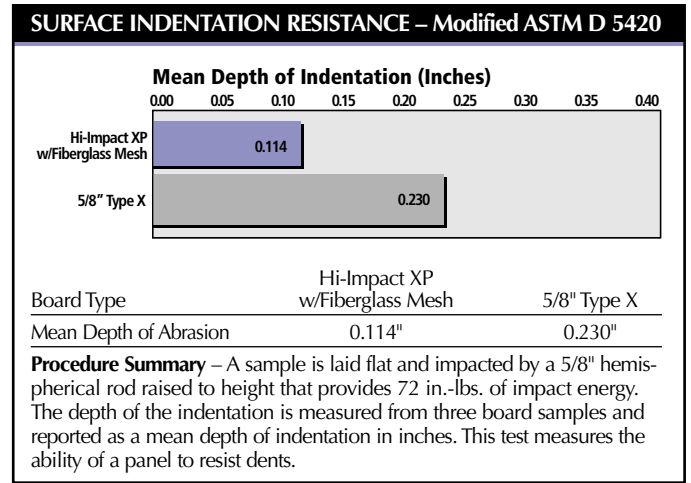
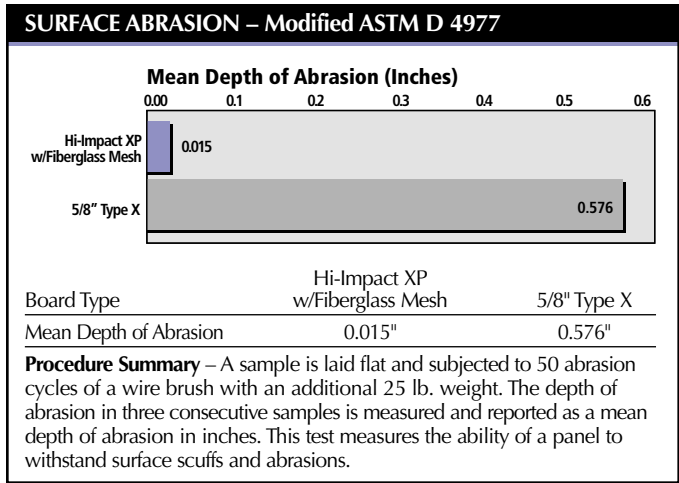
UL U465

2 Hour Rating: Constructed with a base layer of Hi-Impact XP Wallboard with an additional layer of 5/8" Fire-Shield wallboard Type X screw attached vertically to both sides of 20 gauge 3-5/8" studs spaced 16" o.c. with joints staggered between face and base layer. Base layer attached with 1-1/4" long type S screws spaced 8" o.c. along edges and 12" o.c. in the field of the board. Outer layer attached with 2-1/2" long type S screws spaced 8" o.c. in the field and along vertical edges and to the floor and ceiling runners.

UL U411

For additional UL Design Listings, please reference the UL Directory.

The primary function of impact resistant panels is to provide increased resistance to panel breakage and penetration into the wall cavity while offering increased resistance to surface damage. The following technical data illustrates the increased performance of Hi-Impact XP Wallboard over standard wallboard.



INSTALLATION

APPLICABLE STANDARDS

ASTM C 840
Gypsum Association GA-216
Gypsum Association GA-214
National Gypsum Co. *Gypsum Construction Guide*

RECOMMENDATIONS

Installation of 5/8" Hi-Impact XP Fire-Shield Type X Wallboard should be consistent with methods described in Applicable Standards with one exception—for best results, cutting and scoring of Hi-Impact XP should be from the back side of the board.

Listed impact/penetration ratings apply to walls constructed with Hi-Impact XP Wallboard applied with long edges parallel to and centered over minimum 20 gauge framing members spaced a maximum of 16" o.c.

For optimum mold and mildew performance, National Gypsum recommends ProForm XP Ready Mix or ProForm Sta-Smooth/Sta-Smooth Lite Setting Compounds.

GRIDMARX®

Hi-Impact XP Wallboard comes standard with GridMarX guide marks printed on the paper surface. These guide marks align with standard building dimensions and help to quickly identify fastener lines for stud and joist framing. Using GridMarX, accurate cuts can be made without having to draw lines. The use of GridMarX also provides quick identification and uniform nail/screw patterns.

GridMarX guide marks run the machine direction of the board at five points in 4" increments. Marks run along the edge in both tapers and at 16", 24" and 32" in the field of the board. The marks cover easily with no bleed-through using standard paint products.

Vertical Application - In a vertical application, GridMarX serve as a guide mark to help identify the exact location of framing members behind the gypsum board eliminating the need for field-applied vertical lines.

Horizontal Application - In a horizontal application, GridMarX serve as a reference mark to help identify the location of framing members behind the gypsum board. (If framing member is located 2" to the right of the GridMarX at the top edge of the board, it will be located 2" to the right down the face of the board.)

DECORATION

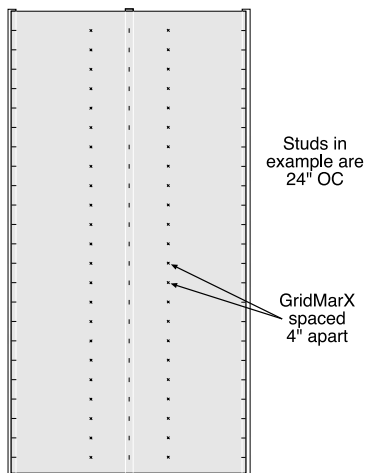
For best painting results, all surfaces, including joint compound, should be clean, dust-free and not glossy. To improve fastener and joint concealment, a coat of high quality latex primer is recommended to equalize the absorption between surface paper and joint compound. Drywall primer is a product specially formulated for this purpose.

The selection of a paint to give the specified or desired finished characteristics is the responsibility of the architect or contractor.

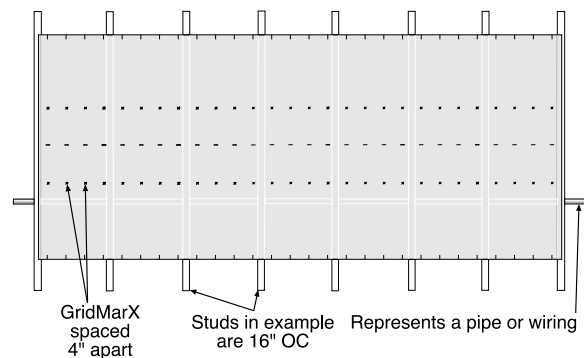
Hi-Impact XP Wallboard that is to have a wall covering applied to it should be prepared and primed as described for painting.

Gypsum Association GA-214, Recommended Specification for Levels of Gypsum Board Finish, should be referred to in order to determine the level of finishing needed to assure a surface properly prepared to accept the desired decoration.

GridMarX® – Vertical Application



GridMarX® – Horizontal Wall And Ceiling Application



National
Gypsum®

Excellence Across The Board