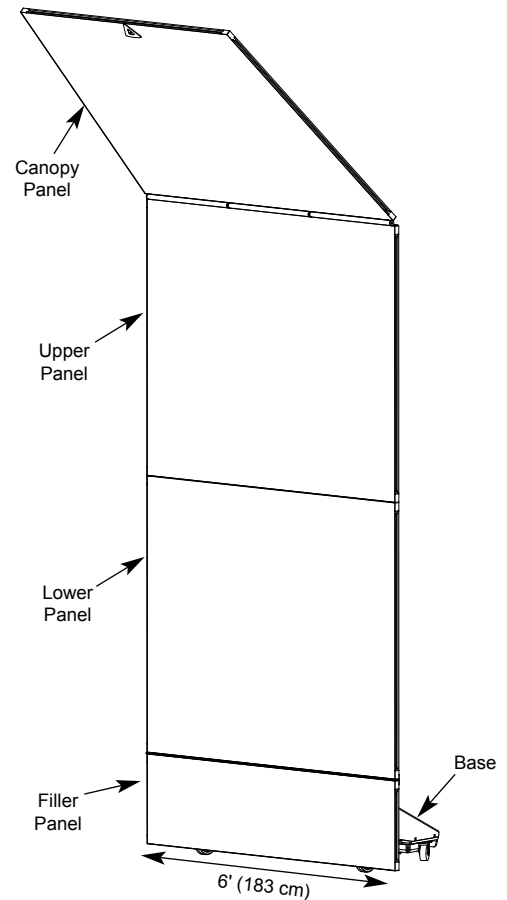
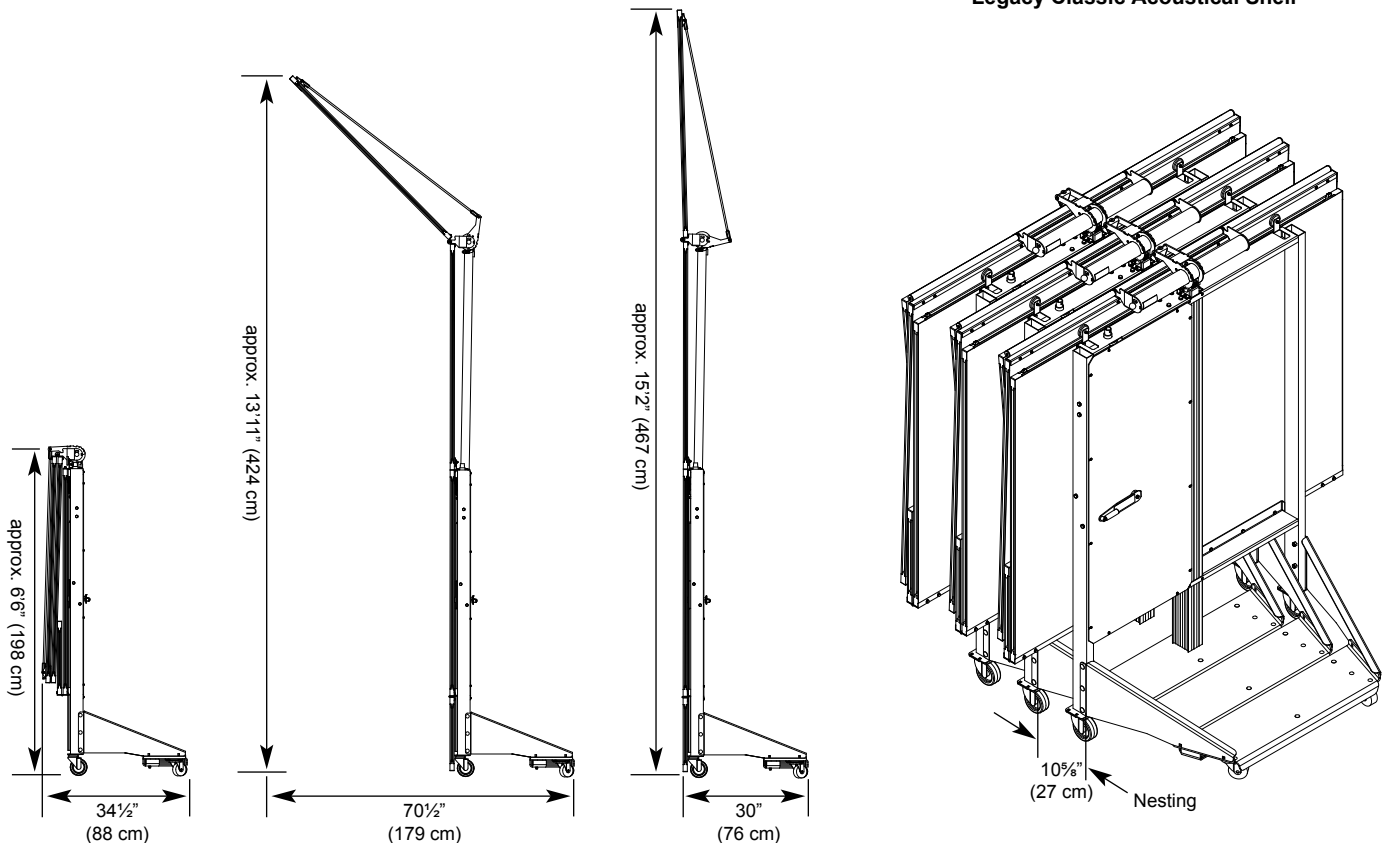


# Legacy® Classic Acoustical Shell

- 186G180.\_, Tapered Canopy, 434 lbs. (197 kg).
- 186G181.\_, Rectangular Canopy, 446 lbs. (202 kg).
- 6' (183 cm) wide panels are constructed of 3/4" (19 mm) honeycomb core with 0.10" (2.54 mm) thick laminated hardboard skin on front and back. Overall panel thickness is 1" (25.4 mm).
- The Canopy Panel may be set at 45, 60, 75, and 90 degree angles.
- Base and Shell Frame are constructed of oyster powder-coat painted steel.
- Lift mechanism includes a crank handle with a pulley design assisted by a torsion spring to raise and lower the shell. The shell is fully deployed into its Performance Position with just six turns.
- The Upper Panel aligns over the Lower Panel using magnets and lowers over locking pins to hold the shell in the Performance Position.
- The Canopy Tool is included to raise and lower the Canopy Panel.
- Includes four swivel, non-marring rubber casters for easy movement. Front Casters are 4" dia (102 mm) and Back Caster are 3" dia (91 mm).
- Fits through a standard 36" (91 cm) door opening in the Storage Position.
- Lower Filler Panel rests a maximum of 1" (25 mm) from floor for superior acoustical performance and folds for storage and transport.
- Fully extended height is 15' 2" (462 cm).
- Panel finishes are available in four solid color laminates: Oyster, Platinum, Sahara, and Warm Sand.
- Shells nest compactly at 10 5/8" (27 cm) per unit.
- Some assembly is required.
- 5-year warranty.
- Set up videos are available at [www.wengercorp.com](http://www.wengercorp.com).
- Environmental attributes and LEED compliance for this product can be found at [www.wengercorp.com/GREEN](http://www.wengercorp.com/GREEN) or by contacting your Wenger representative.

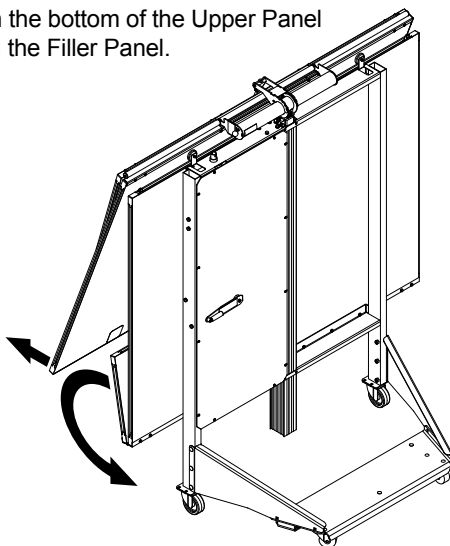


**Legacy Classic Acoustical Shell**

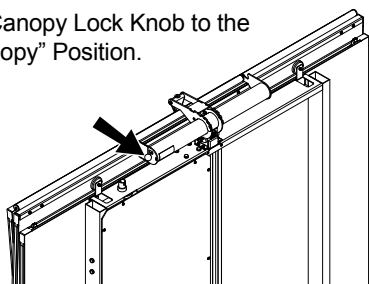


**Easy Set-Up Instructions**


1. Roll the tower as close to the final Performance Position as possible.
2. Pull out on the bottom of the Upper Panel and unfold the Filler Panel.



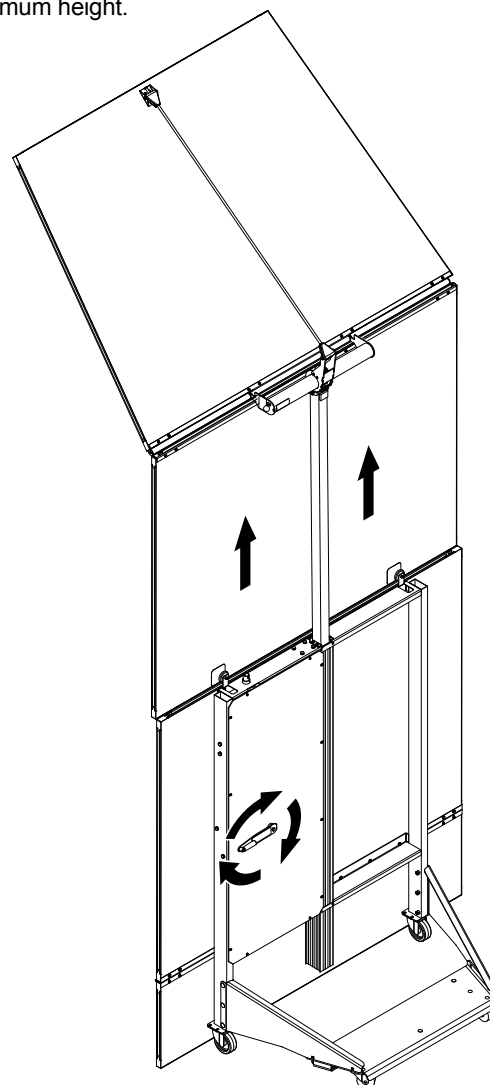
3. Move the Canopy Lock Knob to the "Raise Canopy" Position.



4. Lift the Canopy Panel and use the Canopy Tool to raise it to one of the four set position angles.



5. Turn the Crank clockwise to raise the panels. The Crank will stop when the panels reach the tower's maximum height.



6. Push the Upper Panel against the magnets. Turn the Crank in the opposite direction to lower the Upper Panel until it rests on the Lower Panel in the Performance Position.

**Legacy Classic Acoustical Shell Data:**

Height Canopy at 45 degrees	. . .13' 11" (424 cm)
Max Height	. . . . .15' 2" (462 cm)
Storage Height	. . . . .6' 6" (198 cm)
Width	. . . . .6' 0" (183 cm)
Storage Depth	. . . . .34 <sup>5</sup> / <sub>8</sub> " (88 cm)
Nesting Depth	. . . . .10 <sup>5</sup> / <sub>8</sub> " (27 cm)
Canopy Depth	. . . . .38" (97 cm)
Panel Weight (approx.)	. . . . .1.3 lbs. (0.59 kg) per square foot

**WENGER CORPORATION**  
 555 Park Drive, PO Box 448  
 Owatonna, MN 55060-0448  
 Phone 800.4WENGER (493.6437)  
 Fax 507.455.4258  
 Customer Service 800.887.7145

**WENGER CORPORATION**  
**CANADIAN REPRESENTATIVE OFFICE**  
 Phone 800.268.0148

**WORLDWIDE**  
 Phone 507.455.4100  
 Fax 507.774.8576

**WEB SITE**  
[wengercorp.com](http://wengercorp.com)