

10X Stronger Bond!
No Penetration!
No By-Passing!

HERE'S THE PROOF

Performance

Assessments of the performance of BLOK-FLASH® to handle moisture penetration.

Testing Date: October 23, 1998
Test Performed by: Soil and Materials Engineers, Inc. 734-454-9900
Test Method: ASTM E-514-90 (1996) Water Penetration of Masonry*

Water Penetration Using BLOK-FLASH®:

TIME/HRS	4:30
BASE EXTERIOR	NONE
BASE INTERIOR	NONE
CORES BELOW BLOK-FLASH®	NONE
BLOK-FLASH® WEEPS	3.775 Ltr.

*Used in conjunction with an Integral Water Repellent System

Conclusion:

The sample wall absorbed minimal moisture (375 ml/12 sq.ft.) at the exterior face (chamber side) with the penetrating free water collected by the BLOK-FLASH® system and weeped per design. No visual indications of water penetration or by-passing of the BLOK-FLASH® system were observed during the testing.

Performance

Assessments of the performance of BLOK-FLASH® to develop bond capacity.

Testing Date: October 23, 1998
Test Performed by: Soil and Materials Engineers, Inc. 734-454-9900
Test Method: ASTM C-1072-94 Test for Flexural Bond

Flexural Bond Using BLOK-FLASH®:

FLASHING SYSTEM	FLEXURAL STRENGTH
Exterior Face in Tension	56.6 PSI
BLOK-FLASH®	
Through-Wall Flashing	5.4 PSI

Conclusion:

Testing indicated prisms constructed with the BLOK-FLASH® system provided 10 times greater bond at the exterior bed joint. Complete set of test results available upon request.

NOTE: Testing Data shown is based on our prior two-piece version of Blok-Flash®. Testing data on the new version described in this brochure will be made available upon completion.



©Copyright 2008, Mortar Net™ USA, Ltd. 0308



IT'S ALL ABOUT
SAVINGS!

SAVES TIME & LABOR

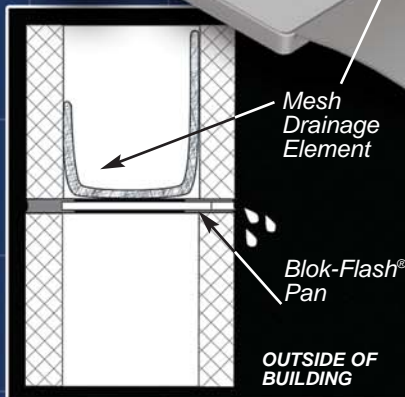

The former "bridge unit"-to divert falling moisture to the adjacent pan-has now been built right in, saving an entire step!

No more hauling pea-gravel either! New polyester-mesh Drainage Matte slips easily into the cells above each Blok-Flash® pan, capturing mortar droppings and preventing blockage.

AVOIDS FUTURE COSTS!

By guarding against moisture intrusion and the damage it causes – including mold growth, Blok-Flash® greatly reduces the risk of callbacks, litigation or remediation. Such peace-of-mind can be priceless!

Mesh Drainage Element
(see drawing below)



NEW
One Piece
Design!

The Best
Moisture Control

for Single-Wythe
CMU Construction

just got
BETTER!



BLOK-FLASH
by Mortar Net

The Simple
CMU Flashing System

More
That Saves Money
& Works Better!
Even

800-664-6638

www.MortarNet.com

SAME SUPERB MOISTURE/MOLD CONTROL


*Far Less
Labor!*

THE BLOK-FLASH® SYSTEM

Blok-Flash® delivers the surest, most cost-effective control of moisture and mold-growth in exterior single-wythe CMU wall systems. It provides 10 times greater bond at the exterior bed-joint than a membrane through-wall system, with no water penetration, no bypass, and rapid expulsion of moisture (see test data).

Blok-Flash® is a tough, lightweight, embeddable flashing system, suitable for use at all flashing/weep vent locations, including base of wall, above door and window openings, above bond beams, in parapet walls, and wherever flashing is necessary.

When moisture infiltrates the wall and flows down the vertical cores, Blok-Flash® intercepts it and diverts it to the exterior, quickly and effectively.



How We Made It Even Better:

- A built-in "bridge" on each Blok-Flash® pan intercepts moisture falling between pans. Saves time over installing separate "bridge units"!
- New polyester-mesh Drainage Matte inserts quickly into 2nd-course block-cells to capture mortar/grout droppings. No more need for pea gravel!
- Sloped bottom of new Blok-Flash® pans make drainage even faster!

Why It Was Already The Best:

- Saves more than half the labor and material associated with membrane flashing in a multi-wythe course.
- Maintains stronger bond than through-wall membrane flashing (see test data).
- Eliminates need for multiple sizes of architectural CMU (another cost and headache-saver).
- Lightweight and compact, for easy shipping, handling, and storage.
- Reduces thermal break, helping to maintain the wall's R-Value integrity.
- 40% recycled polypropylene can help buildings qualify for LEED certification.
- Useful in all 8", 10", and 12" exterior block applications.



Use of our products may help you obtain credits toward LEED™ Green Building Certification.

INSTALLATION OVERVIEW

Blok-Flash® is quick and easy to install in all CMU applications. (Complete instructions are in each carton.) Blok-Flash® IS FOR ABOVE-GRADE INSTALLATION ONLY.

1. Install Blok-Flash® pans over each core of the first above-grade course.
2. Make sure drip-edge of weep spout extends slightly beyond exterior face.



3. Lap mortar, first, over inner flanges of Blok-Flash®, then over outer flanges.
4. Lay next course, then press a mesh Drainage Matte into each cell to avoid clogging from mortar/grout droppings.



BLOK-FLASH®
by Mortar Net

800-664-6638

www.MortarNet.com